

12.1" XGA AFOLUX Panel PC

AFL-12A-LX

AMD Geode™ LX-800 500 MHz Processor

AFL-12B-LXPOS

AMD Geode™ LX-800 500 MHz Processor

AFL-12A-N270

Intel® Atom™ Processor N270 1.6GHz Processor

AFL-12B-9103

Intel® Celeron® M 1GHz 512KB Processor



Features



- 12.1" TFT LCD with resistive touch screen
- Fanless cooling system
- 18V~30V wide range DC power input (Optional)
- Selectable AT/ATX power mode through the switch on the chassis inside
- Built-in HSUPA module for mobile connection (Optional)
- One compact flash slot
- IP 64 compliant front panel




Specifications


Model	AFL-12A-LX-R12 / AFL-12A-LX24V	AFL-12B(S)-LXPOS	AFL-12A-N270-R10	AFL-12B-9103
LCD Size	12.1"			
Max Resolution	1024 x 768	1024 x 768 or 800 x 600	1024 x 768	
Brightness (cd/m ²)	450	400 or 350	400	
Contrast Ratio	700:1	700:1 or 500:1	500:1	
LCD Color	262K			
Pixel Pitch (mm)	0.240(H) x 0.240(V)			
Viewing Angle (H-V)	160°/160°	160°/160° or 140°/120°	120°/100°	
Backlight MTBF	50000			
SBC Model	AFLMB-LX-800	AFLMB-LXPOS-R10	AFLMB-945GSE-N270-R10	AFLMB-9103-R11
CPU	AMD LX 800 (500MHz)		Intel® Atom™ process N270 1.6GHz CPU	Intel® Celeron M process 1Gz 512KB Cache CPU
Chipset	AMD LX 800 + AMD CS5536		Intel® 945GSE + ICH7M	Intel® 910GME Chipset
RAM	Supports one 333MHz or 400MHz DDR SO-DIMM (1GB Max.)		Supports one 400MHz or 533MHz DDRII SO-DIMM (2GB Max.)	Supports one 400MHz DDRII SO-DIMM (2GB Max.)
I/O Ports	1 x RS-232 COM Port 1 x RS-232/422/485 COM port 2 x RJ-45 for 10/100Mbps LAN 2 x USB 2.0 1 x Power Switch 1 x Reset Button 1 x Power Jack 1 x Audio Port	2 x RS-232 COM Port (pin9 with RI, 5V or 12V switch selectable) 1 x RJ-45 for 10/100Mbps LAN 2 x USB 2.0 1 x Power Switch 1 x Reset Button 1 x RJ-12(12VDC) for Cash Drawer 1 x Power Jack	1 x RS-232 COM Port 1 x RS-232/422/485 COM port 2 x RJ-45 for Giga LAN 2 x USB 2.0 1 x Power Switch 1 x Reset Button 1 x External SATA 1 x Audio Port 1 x Power Jack	1 x RS-232 COM Port 1 x RS-232/422/485 COM port 1 x RJ-45 for Giga LAN 4 x USB 2.0 1 x Power Switch 1 x Reset Button 1 x External SATA 1 x Audio Port 1 x Power Jack
SSD	CF Typell			
Watchdog Timer	Software programmable supports 1~255 sec. System reset			
Audio	AMP 1.5W + 1.5W (internal speaker)			
Expansion	1 x Wireless Lan 802.11 b/g Module (internal Mini PCI interface) 1 x Bluetooth Function (internal USB interface, Bluetooth V2.0)	1 x Wireless Lan 802.11 b/g Module (internal Mini PCI interface)	1 x Wireless Lan 802.11 b/g Module (internal PCIe mini card interface) 1 x Bluetooth Function (internal USB interface, Bluetooth V2.0)	
Drive Bay	1 x 2.5" IDE HDD bay or Optional HSUPA Module	1 x 2.5" IDE HDD bay	1 x 2.5" SATA HDD bay or Option HSUPA Module	
Optional HSUPA Module (support GSM 850, EGSM 900, DCS 1800 & 1900)	1 x HSUPA Mobile Module (USB Interface)	N/A	1 x HSUPA Mobile Module (USB Interface)	
Construction Front Panel	ABS + PC Plastic front frame			
LED Function	1 x LED on Front Panel for Power ON/OFF	1 x LED on Front Panel for Power ON/OFF 2 x LED on Rear cover for COM port 12V : RED / 5V : YELLOW / RI : GREEN	1 x Power ON/OFF LED on Front Panel	
Mounting	Panel, Wall, Rack, Stand and Arm VESA 75mm x 75mm / 100mm x 100mm			
Front Panel Color	Gray 7539U			
Dimension (WxHxD) (mm)	304 x 246 x 50	304 x 246 x 56	304 x 246 x 50	304 x 246 x 56
Operation Temperature (°C)	0°C ~ 50°C	0°C ~ 50°C	0°C ~40°C with SATA HDD -10°C ~50°C with CF Card or SATA interface 2.5" SSD HDD	0°C ~40°C : Fan mode 0°C ~45°C With CF Card or SATA interface 2.5" SSD HDD : Fanless
Storage Temperayure (°C)	-20°C ~ 60°C			
N/G Weight	1.8 Kg			
IP Level	Front Frame IP64			
Safety & EMC	CE / FCC / CB / CCC			
Touch Screen	Resistive Type 5-Wire (Touch controller IC is on board) or Capacitive type touch screen without HDD bay			
Power Adapter	P/N: 63000-FSP0361AD101C-RS 36W Power Adapter Input: 90VAC~264VAC, 50/60Hz Output: 12VDC	P/N: 63000-FSP0481AD101C-RS 48W Power Adapter Input: 90VAC~264VAC, 50/60Hz Output: 12VDC	P/N: 63000-FSP0481AD101C-RS 48W Power Adapter Input: 90VAC~264VAC, 50/60Hz Output: 12VDC	P/N: 63000-FSP0601AD101C-RS 60W Power Adapter Input: 90VAC~264VAC, 50/60Hz Output: 12VDC
Power Requirement	12VDC/18~30VDC		12VDC	
Power Consumption	29W	29W	32W	41W

Fully Integrated I/O


AFL-12A-LX




AFL-12B-9103



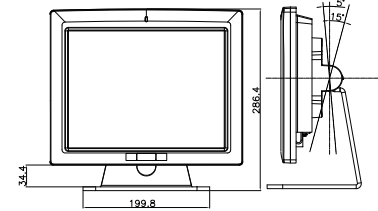
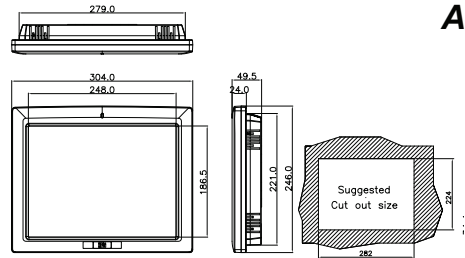
AFL-12A-N270



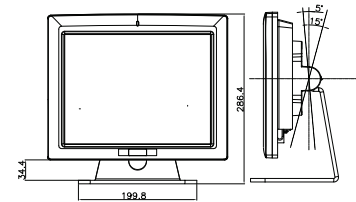
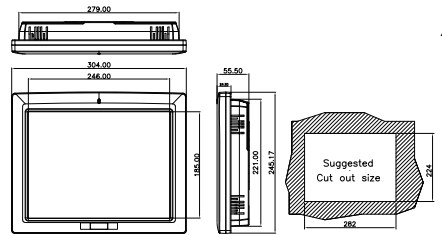
AFL-12B-LXPOS



Dimensions (Unit: mm)



AFL-12A



AFL-12B

Ordering Information

Part Number	Description
AFL-12A-LX/WT-R/256MB/**(HSUPA01)-R12	12.1" 450 cd/m ² , XGA fanless panel PC with AMD LX-800 CPU, AT/ATX mode, 802.11b/g Wireless Module, Bluetooth Module, Touch screen and 256MB DDR RAM, R12, RoHS
AFL-12A-LX/WT-R/512MB/**(HSUPA01)-R12	12.1" 450 cd/m ² , XGA fanless panel PC with AMD LX-800 CPU, AT/ATX mode, 802.11b/g Wireless Module, Bluetooth Module, Touch screen and 512MB DDR RAM, R12, RoHS
AFL-12A-LX24V/WT-R/256MB/**(HSUPA01)-R11	12.1" 450 cd/m ² , XGA fanless panel PC with AMD LX-800 CPU, 18~30VDC input, AT/ATX mode, 802.11b/g Wireless Module, Bluetooth Module, Touch screen and 256MB DDR RAM, R11, RoHS
AFL-12A-LX24VWT-R/256MB/**(HSUPA01)-R11	12.1" 450 cd/m ² , XGA fanless panel PC with AMD LX-800 CPU, 18~30VDC input, AT/ATX mode, 802.11b/g Wireless Module, Bluetooth Module, Touch screen and 512MB DDR RAM, R11, RoHS
AFL-12BS-LXPOS/WT-R/256MB	12.1" 350 cd/m ² SVGA fanless PPC with AMD Geode LX 800 CPU, 256MB DDR RAM, 802.11 b/g wireless module and touch screen, without STAND, RoHS
AFL-12BX-LXPOS/WT-R/256MB	12.1" 400 cd/m ² XGA fanless PPC with AMD Geode LX 800 CPU, 256MB DDR RAM, 802.11 b/g wireless module and touch screen, without STAND, RoHS
AFL-12B-9103-10G/WT-R/1GB/**(HSUPA01)	12.1" 400 cd/m ² , XGA fanless panel PC with Celeron® M 1.0GHz 512K cache CPU, 1GB DDR2 RAM, 802.11 b/g wireless module, touch screen, Bluetooth, RoHS
AFL-12A-N270/WT-R/1GB/**(HSUPA01)-R10	12.1" 400 cd/m ² , XGA fanless panel PC with Intel® Atom™ N270 1.6GHz, 802.11b/g wireless module, bluetooth module, touch screen, 1GB DDR2 533, RoHS

Note 1 : WiFi 802.11 draft N is upgradable.
 Note 2 : Capacitive type touch screen is upgradable.

Options

Model	AFL-12A-LX	AFL-12B-LXPOS	AFL-12A-N270	AFL-12B-9103
Panel mounting kit		AFLPK-12		
Wall mounting kit		AFLWK-12		
Rack mounting kit		AFLRK-12		
ARM	ARM-11-RS / ARM-31-RS			
Stand	STAND-A12 / STAND-POS12 / STAND-100-RS / STAND-150-RS			
VSTAND	VSTAND-A12			
9~30VDC to 12VDC converter module	IDD-930160-KIT			
OS: Win CE 5.0 (128 MB CF card)	AFLCF-12-LX-CE-R11	AFLCF-12-LXPOS-CE	N/A	AFLCF-12-9103-CE
OS: Win CE 6.0 (128 MB CF card)	AFLCF-12-LX-CE060-R11	AFLCF-12-LXPOS-CE060	AFLCF-12-N270-CE060-R10	AFLCF-12-9103-CE060
OS: Win XPE (1 GB CF card)	AFLCF-12-LX-XPE-R11	AFLCF-12-LXPOS-XPE	AFLCF-12-N270-XPE-R10	AFLCF-12-9103-XPE
OS: LINUX (2 GB CF card)	AFLCF-12-LX-LNX-R10	AFLCF-12-LXPOS-LNX-R10	AFLCF-12-N270-LNX-R10	AFLCF-12-9103-LNX-R10
Hybrid Card Reader	AFLP-12AMSI-U			
Magnetic Stripe Reader	AFLP-12AMSR-U			
DC 12V Input UPS	AUPS-A10-R10 (7.4V 3800mAh)			
DC 9~36V Input UPS	AUPS-A20-R10 (7.4V 3800mAh)			

ISMM Support Functions

	Voltage	Fan	Smart Fan	Temperature	DIO	WDT	Cash Drawer
AFL-12A-LX	V			V		V	
AFL-12B-LXPOS	V			V		V	V
AFL-12B-9103	V	V	V	V		V	
AFL-12A-N270	V			V		V	

Packing List

Item	Part Number	Q'ty	Specification
Screws Pack	44013-030041-RS	4	M3;5mm
Power Adpater	63000-FSP0361AD101C-RS 63000-FSP0481AD101C-RS 63000-FSP0601AD101C-RS	1	90~264V AC; 12V DC; 36W (for LX) 90~264V AC; 12V DC; 48W (for LXPOS, ATOM) 90~264V AC; 12V DC; 60W (for 9103)
Power Cord	32000-000002-RS	1	1750mm; European Standard
Utilities CD	7B000-000087-RS	1	
Touch Pen	XTR104-0002-RS	1	

Note: AFL-LX24V model is without power adapter

1 Automation

2 Point of Service

3 Digital Signage

4 RISC-based Solutions

5 Medical Solutions